
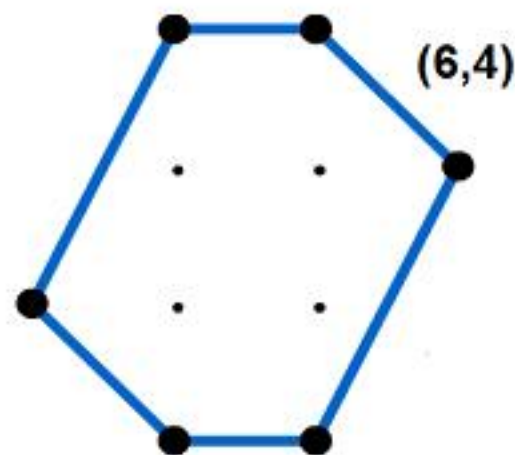
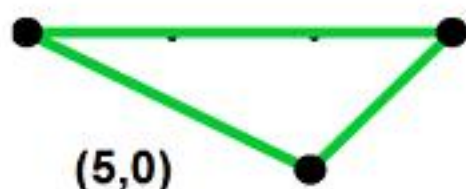
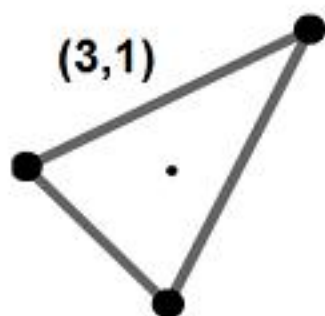
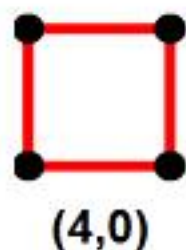




Pick's Theorem

When the dots on square dotty paper are joined by straight lines the resulting figures have dots on their perimeter (p) and often internal (i) ones as well.



Each figure can be described as (p,i) .

How many different figures can be described as $(4,0)$?

Each figure always encloses an area (A).

Draw more figures; tabulate the information about their perimeter points (p), interior points (i) and their areas (A).

Can you find a relationship between all these three variables (p , i , A)?

Thousands more problems can be found on the NRICH Maths website:

<http://nrich.maths.org>